


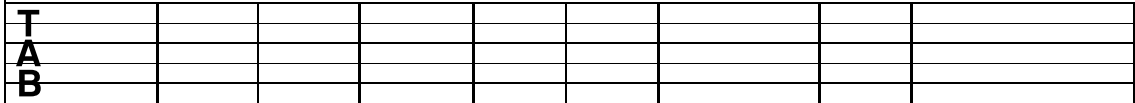
brava la vita

10

Basso elettrico 5-corde




Chitarra acustica




Detailed description: This system shows the first 10 measures of the piece. The electric bass part features a melodic line with triplets and a final dotted quarter note. The acoustic guitar part is currently empty.

10

B. el.



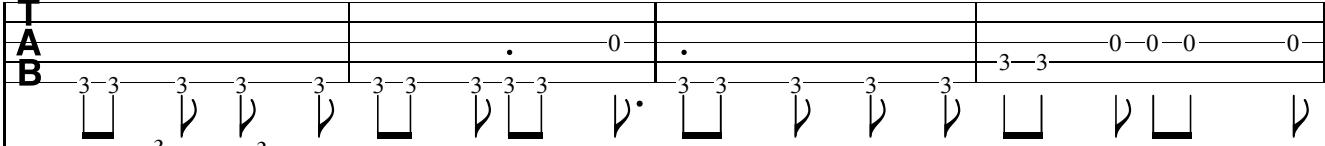
Chit. cl.



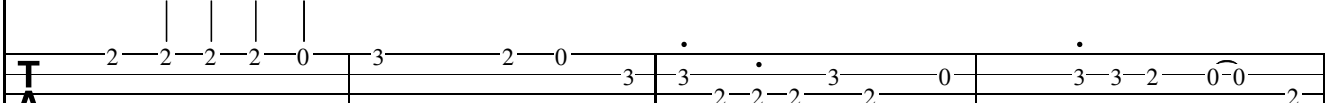
Detailed description: This system covers measures 11-14. The electric bass continues with a rhythmic pattern of eighth notes and triplets. The acoustic guitar part has a bass line with a triplet and a final dotted quarter note.

14

B. el.



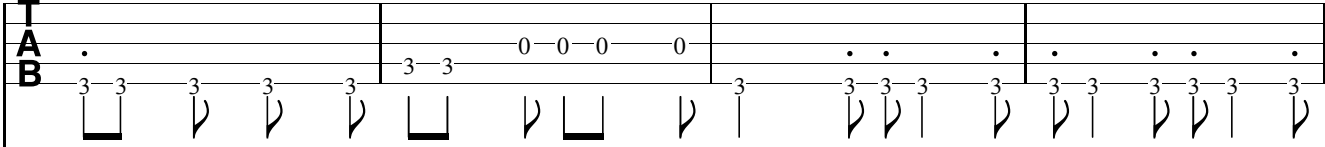
Chit. cl.




Detailed description: This system covers measures 15-18. The electric bass part includes a triplet and a final dotted quarter note. The acoustic guitar part features a bass line with a triplet and a final dotted quarter note.

18

B. el.



Chit. cl.



Detailed description: This system covers measures 19-22. The electric bass part continues with a rhythmic pattern of eighth notes and triplets. The acoustic guitar part has a bass line with a triplet and a final dotted quarter note.

B. el. TAB
 | 2 | |
 3 3 3 3 3 3 | 3 3 3 3 3 | 3 3 3 3 3 | 3 3 3 3 3
 Chit. cl. TAB
 | | | |
 2 2 2 2 0 | 3 2 0 0 3
 | | | |
 | | | |

B. el. TAB
 | 0 | | 0
 3 3 3 3 3 3 | 3 3 3 3 3 | 3 3 3 3 3 | 3 3 3 3 3
 Chit. cl. TAB
 2 2 | | | |
 2 2 | | | |
 | | | |
 | | | |

B. el. TAB
 | 3 3 0 0 0 0 | | 3 3 0 0 0 0
 3 3 3 3 3 | 3 3 3 3 3 | 3 3 3 3 3 | 3 3 3 3 3
 Chit. cl. TAB
 3 2 2 2 2 0 | 3 3 2 0 0 2 | 2 2 3 2 0 0 | 3 3 0 0 0 2
 2 2 2 2 2 | 2 2 2 2 2 | 2 2 2 2 2 | 2 2 2 2 2
 | | | |
 | | | |

B. el. TAB
 | 0 0 0 0 0 0 | | 3 3 0 0 0 0
 3 3 3 3 3 | 3 3 3 3 3 | 3 3 3 3 3 | 3 3 3 3 3
 Chit. cl. TAB
 2 2 3 2 0 | 3 3 3 2 0 0 | 2 2 3 2 0 0 | 3 3 3 2 0 0
 2 2 2 2 2 | 2 2 2 2 2 | 2 2 2 2 2 | 2 2 2 2 2
 | | | |
 | | | |

38

B. el. TAB

Chit. cl. TAB

42

B. el. TAB

Chit. cl. TAB

46

B. el. TAB

Chit. cl. TAB

50

B. el. TAB

Chit. cl. TAB

53

B. el. TAB

Chit. cl. TAB

B. el. TAB 0 ————— | ————— | ————— | ————— | ————— |

Chit. cl. TAB 2-0 — 3-3-2 | 0 — 3-3 — 3-3-3 | ————— | ————— | ————— |

B. el. TAB . . . 0 | . . . | . . . | . . . | . . . |

Chit. cl. TAB | | | | |

B. el. TAB 2-2 — 2 — 0 | ————— | ————— | ————— |

Chit. cl. TAB 2-2-2-2-2-2-0 | 3 — 2-2-0-0 — 3 — 2 — 2 | ————— | ————— |

B. el. TAB | ————— | . 0 | . ————— | 3-3 — 0-0-0 — 0 |

Chit. cl. TAB 2 — 2 — 2 — 2 — 0 | 3 — 2 — 0 — 3 | 3 — 2-2-2 — 3 — 2 — 0 | 3-3-2 — 0-0 — 2 |

B. el. TAB
 . 3-3 3 3 3 3 3-3 0-0-0-0 . 3-3 3 3 3 0-0-0-0-0

Chit. cl. TAB
 . 2-2-3 2 0 3 3 0-0 2 2 . 2-2-3 2 0 3-3-2 0-0 2

B. el. TAB
 . 2-2-2-2-2 3-3 0-0-0 1-1-1-1-1 0-0-0-0 3 1-1-1-1-1

Chit. cl. TAB
 . 2-2-2 3 2 0 0 0-0-2 0 0 3-3-3-3 .

B. el. TAB
 0 . . . 3-3 3-3-3-3 3-3 3-3-3-3

Chit. cl. TAB
 3 7-7-7-7-5 5-5-5 3 3-3 2-3

B. el. TAB
 . . . 3-3 3-3-3 3 0-0 0-0-0 0-3 0-0 0-0-0 0 0-0-0-0-0-0

Chit. cl. TAB
 5 5-5 5-3 3-3-3 2 2-2 3-3-3 3 2-2 2 2-0 0-0-3 3

B. el. TAB
 . . . 0 0-0-0-0 0-0-0 . 3-3 3-3-3-3 3

Chit. cl. TAB
 3 2-2-2-2 3 7 7-7-7-5 5-5-5

B. el. TAB 3-3 3-3-3 3 3-3 3-3-3 3 0-0 0-0-0 0-3

Chit. cl. TAB 3-3-3 2-2-3 5-5-5-5-3 3-3-3 2 3-3-3 3 2-2-2

B. el. TAB 0-0-0-0-0-0 3-4 0-0-0-0-0-0-0-0 0-0-0-0-0-0 3-4 0

Chit. cl. TAB 2-0 3-3 0 3-3-3 3 2-2-2 2-0 3-3 0 3-3-3 3 2-2-2

B. el. TAB 0 3 3 3 3 3 3 3 3 3 3 3 3 3 3 3 3

Chit. cl. TAB 2-0 3-3 2 0 3-3 3-3 3

B. el. TAB . . . 0 3 3 3 3 3 3 3 3 3 3 3 3 3 3 3 3

Chit. cl. TAB

B. el. TAB . . . 0 3 3 3 3 3 3 3 3 3 3 3 3 3 3 3 3

Chit. cl. TAB

B. el. **T**
A
B

Chit. cl. **T**
A
B